

ACTIVITY 44


Name _____


Period _____

Date _____

Find the part when given the whole and percent.


20	12	14	15	9	12
1	2	2	3	1	4
14	5	18	10	3	15
1	7	30	6	9	5
4	7	15	9	14	7
12	5	3	2	20	4


1.  10% of 50 = _____

2.  25% of 40 = _____


3.  5% of 60 = _____

4.  75% of 12 = _____

5.  100% of 7 = _____


6.  50% of 8 = _____

7.  1% of 200 = _____

8.  15% of 40 = _____


9.  150% of 10 = _____

10.  3% of 400 = _____

11.  0.5% of 200 = _____

12.  300% of 10 = _____

13.  40% of 35 = _____

14.  90% of 20 = _____

15.  125% of 16 = _____